

# 智联城市，布局全球战略

Global strategy ,  
growing toward the world...

产品和服务网络覆盖东南亚、中东、非洲等  
全球100多个国家和地区

The product and service network covers more  
than 100 countries and regions in Southeast  
Asia, the Middle East, Africa, etc.

# 100+



# 电梯配件供应链和技术服务方案

Elevator Parts Supply Chain & Technical Service Solutions



维保配件

Spare parts

供应链合作

Supply chain cooperation

技术咨询服务

Technical consulting service

巨立电梯股份有限公司 (证券简称: 巨立股份 证券代码: 833481) Joylive Elevator Co., Ltd.

地址: 江苏省昆山市正仪君子亭西路615号 | 智能工厂: 江苏省昆山市石牌毛许路322号 www.joylive.com  
电话: 0512-57806555 | 传真: 0512-57899222 | 全国24小时服务热线: 400 884 8881 | 电子邮箱: parts@joylivelift.com  
A: No. 615, West Junziting Rd., Kunshan Suzhou City, China | T: +86-512-57806555 | M: parts@joylivelift.com

本印刷品仅作为一般信息之用。本公司保留随时更改产品设计与规格的权利。本印刷品所载信息就产品及其特殊用途之适用性、适用性、品质均不构成任何明示或暗示的担保或承诺。亦不得视为其中产品或服务采购协议的条款。内容仅供参考, 如有变动, 以最新技术文件为准。恕不另行通知。印刷颜色与实际色彩可能略有差别, 以实物为准。  
Photos and information of products in the catalog are for your reference only and they may not reflect the actual products. Joylive has rights to change products design and specification without prior notice.




巨立电梯官方微信 巨立电梯官方网站 巨立电梯官方抖音

巨立电梯股份有限公司  
Joylive Elevator Co., Ltd.


版权所有 202207

## Our brands:



## ABOUT JOYLIVE

Joylive Elevator Co., Ltd. (Previously called Suzhou Great Elevator) is the China premier solution provider of elevators, escalators and related services. It was established in Kunshan (60km to Shanghai), Suzhou city in 2002 and went to public in September 2015. The company focuses on creating a nationwide marketing and service network system integrating sales, engineering, and services. At the same time, it actively explores international market. Joylive insists on quality and brand building and endeavor to be the most competitive elevator enterprises in the world and the first elevator brand choice of customers.



70, 000 m2 area manufacturing factory with 118 m height test tower

## CNAS 认证 国家级部件实验室


CNAS Certified Professional  
Elevator & Escalator Parts Laboratory



按钮耐用性检测  
Button Durability Test



扶梯滚轮检测  
Escalator Roller Test



梯级检测  
Escalator Step Test



门触点耐用性检测  
Door Contact Durability Test




接触器耐用性检测  
Contactor Durability Test



板材检测  
Plate Test



门板强度检测  
Door Panel Strength Test



钢丝绳耐用性检测  
Wire Rope Durability Test

# SUPPLY CHAIN PARTNER

## 供应链合作伙伴



# PARTS ENQUIRY FORM & GUIDANCE

## 配件询价单及导购说明

### 配件需求识别表

Elevator/Escalator Parts Requirement Survey Form

Version: 1.0

#### 基础信息 Basic Information

客户 Client: \_\_\_\_\_ 日期 Date: \_\_\_\_\_

联系人 Contact Person: \_\_\_\_\_ 电话 Tel: \_\_\_\_\_

#### 商务信息 Business Information

包装要求 Packing Requirement:  木箱 Wooden case  纸箱 Carton  不指定 Decided by supplier

发运要求 Shipping Requirement:  快递 By Express  空运 By Air  海运 By Sea  随整梯 Ship with new lifts

期望交期 Expected Delivery: 不晚于 Before \_\_\_\_\_

付款方式 Payment Ways:  银行转账 T/T  信用证 L/C  电子支付 E-payment (仅国内 only local)

付款币种 Payment Currency:  人民币 RMB  美元 US Dollar  欧元 Euro

#### 技术信息 Technical Information

设备号 Equipment Number: \_\_\_\_\_ (仅电梯为巨立品牌时填写)  
(Only if the elevator/Escalator brand is Joylive)

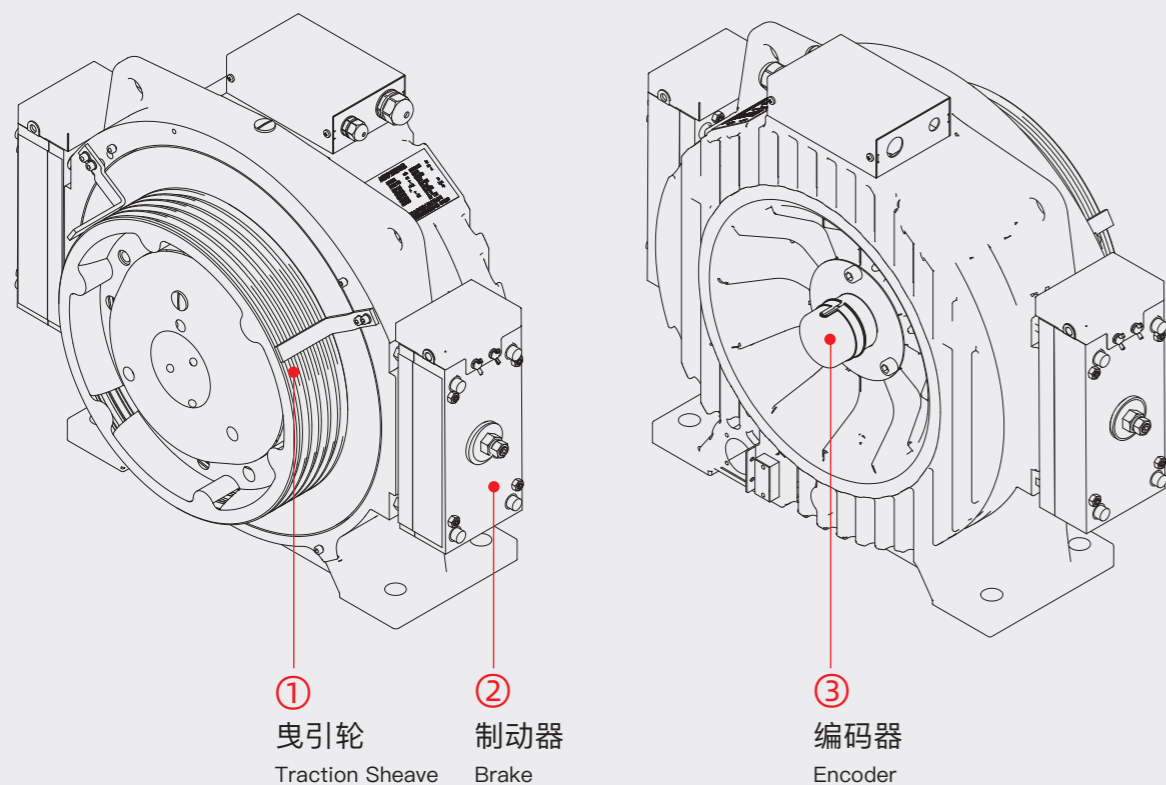
电梯品牌 Brand: \_\_\_\_\_ 国家/地区 Country: \_\_\_\_\_

序号 No.	名称 Product	规格 Specification	数量 Quantity	照片 Photo
1				
2				

补充信息 Additional Information: (照片或者简图 Photo or Drawing)



# 曳引系统



## 曳引机 Traction machine

### 购买指导

请提供以下材料:

- 1、曳引机的参数: 载重、速度;
- 2、提供曳引机、制动器、电动机的铭牌照片;
- 3、如果是巨立型号, 请提供设备号;

### Buying guide

Please provide the following materials:

1. Traction parameters: load, speed;
2. Provide nameplate photos of tractor, brake and motor;
3. If it is joylive model, please provide the equipment number;



## 制动器 Brake

### 购买指导

请提供制动器型号、铭牌照片; 主机型号和铭牌照片。

### Buying guide


Please provide brake model and nameplate photo; Host model number and nameplate photo.



制动器  
Brake



电磁铁  
Electromagnet



抱闸板  
Brake Board

## 曳引轮 Traction Sheave

### 购买指导

请提供曳引轮槽距、轮宽、轮径; 主机型号和铭牌照片。

### Buying guide

Please provide traction wheel groove distance, wheel width, wheel diameter; motor model number and nameplate photo.



## 编码器 The encoder

### 购买指导

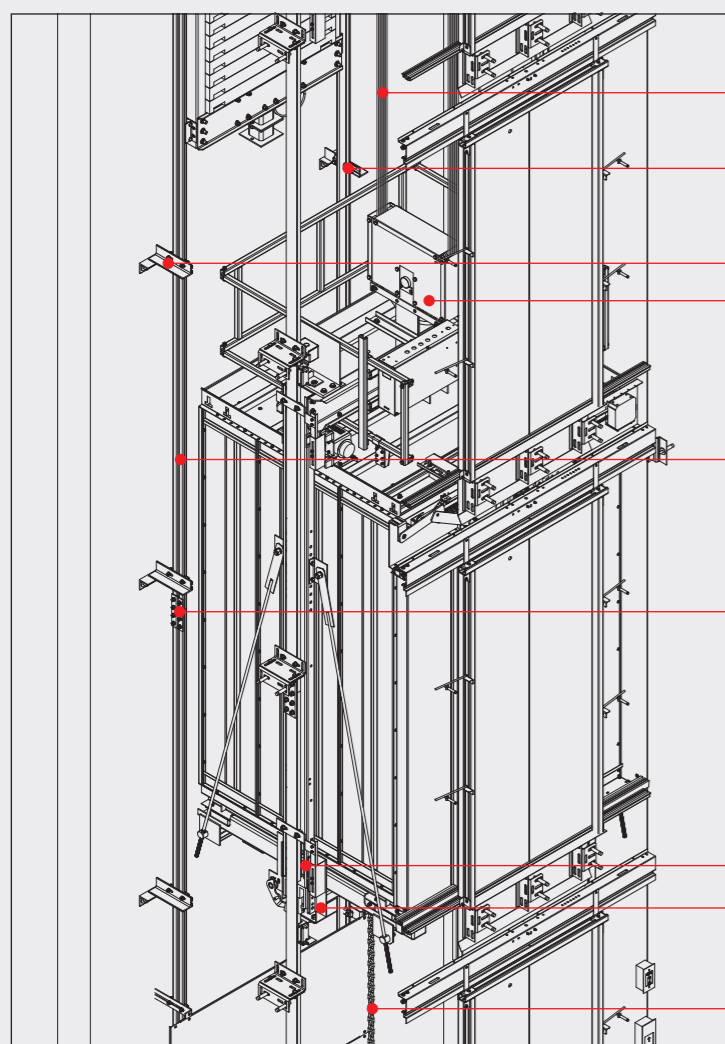
请提供编码器型号、主机型号和铭牌照片; 确认配线长度, 匹配控制系统型号及接口。

### Buying guide

Please provide encoder model, motor model and nameplate photo; Confirm the cable length to match with control system type and interface.



# 导向 / 重量平衡系统



- ① 钢丝绳 Wire Rope
- ② 导轨压导板 Guide Rail Clip
- ③ 导轨支架 Guide Rail Bracket
- ④ 导向轮 Guide Pulley
- ⑤ 导轨 Guide Rail
- ⑥ 导轨连接板+螺丝 Guide Rail Connecting Plate & Screw
- ⑦ 靴衬 Guide Shoe Bush
- ⑧ 导轨 Guide Shoe
- ⑨ 补偿链 Compensation Chain



**导向轮**  
Guide Pulley  
提供导向轮槽距、轮宽、轮径、轴长。  
Provide the groove distance, width, diameter and shaft length of guide pulley.



**滑动导轨**  
Sliding Guide Shoe  
确认导轨面宽尺寸、导轨固定孔位。  
Confirm the width of guide shoe surface and fixing hole position.




**滚轮导轨**  
Roller Guide Shoe  
确认导轨面宽尺寸、导轨固定孔位。  
Confirm the width of guide shoe surface and fixing hole position.



**导轨压导板**  
Guide Rail Clip  
提供导轨型号，根据导轨支架数量配置。  
Provide the guide rail type according to the numbers of guide rail bracket



**靴衬**  
Guide Shoe Bush  
根据导轨配置，确认导轨面宽尺寸。  
Confirm the guide shoe surface width size according to guide shoe configurations.



**曳引/限速钢丝绳**  
Traction/Speed Governor Wire Rope  
确认直径、材质，包装类型。  
Confirm the diameter, material and package type.



**实心导轨/导轨连接板/螺丝**  
Solid Guide Rail/Guide Rail Connecting Plate/Screw  
请提供型号、单根长度，标配：1根导轨+1块导轨连接板+8套连接板螺丝。  
Please provide model, single length, standard: 1 guide rail +1 guide connecting plate +8 sets of connecting plate screws.



**空心导轨/导轨连接板/螺丝**  
Hollow Guide Rail/Guide Rail Connecting Plate/Screw  
请提供型号、单根长度，标配：1根导轨+1块导轨连接板+8套连接板螺丝。  
Please provide model, single length, standard: 1 guide rail +1 guide connecting plate +8 sets of connecting plate screws.




**导轨支架**  
Guide Rail Bracket  
1、根据土建布置图测量尺寸定制；  
2、若是巨立品牌，提供设备号即可。  
1. According to the civil construction plan measurement size customization;  
2. If it is a JOYLIVE brand, please provide the equipment number.




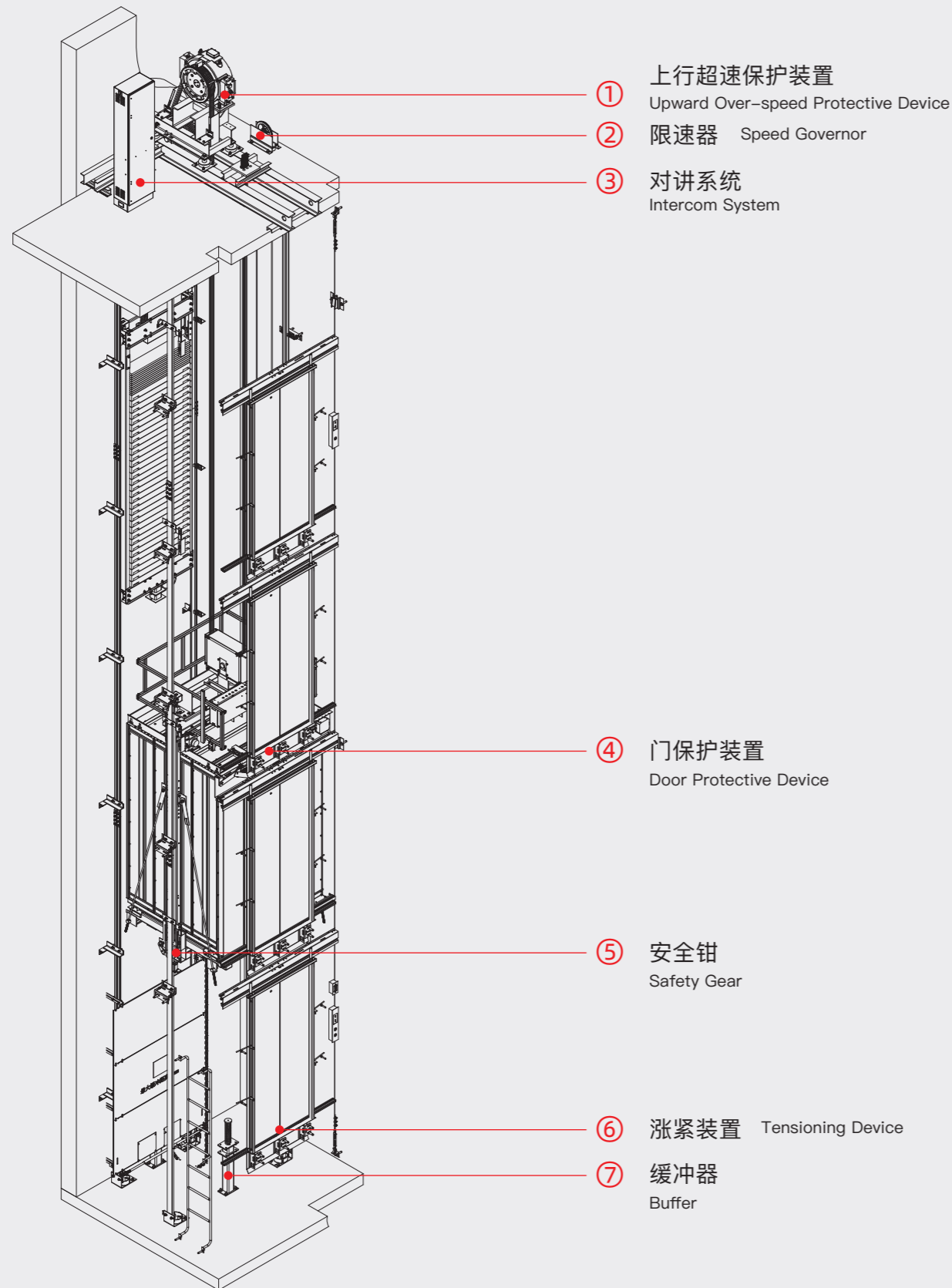
**补偿链**  
Compensation Chain  
确认补偿链直径、总长度，或提供钢丝绳直径、根数，电梯提升高度。  
Confirm the diameter and total length of the compensation chain. Or provide the diameter, numbers of wire rope, and lift traveling height.



**油杯**  
Oil Cup  
提供照片及确认导轨面宽尺寸。  
Provide the photo and confirm the guide shoe surface width size.



**绳头组合**  
Rope Header  
通用款，提供图片，适配的钢丝绳直径。  
Universal type. Provide picture and diameter of the wire rope.



聚氨酯缓冲器

确认电梯载重和速度、缓冲器型号、提供铭牌照片、测量高度和直径、底板孔位。  
Polyurethane Buffer  
Confirm elevator capacity and speed, buffer type. Provide its nameplate photo, take measurements of its height, diameter and fixing hole position.



液压缓冲器

确认型号、提供缓冲器铭牌照片、测量自由高度、底板孔位。  
Hydraulic Buffer  
Confirm buffer type. Provide its nameplate photo, take measurements of its free height, diameter and fixing hole position.



限速器

确认型号、提供限速器铭牌照片。  
Speed Governor  
Confirm speed governor type. Provide its nameplate photo.



涨紧装置

确认轮径，提供照片。  
Tensioning Device  
Confirm the wheel diameter and provide the photo.



安全钳

提供安全钳铭牌照片。  
Safety Gear  
Provide the nameplate of the safety gear.



夹绳器

提供夹绳器铭牌照片。  
Rope Gripper  
Provide its nameplate photo.



光幕

确认品牌、光束的需求，产品型号及电源规格。  
Light Curtain  
Confirm the brand, light beams requirement, product model and power details.




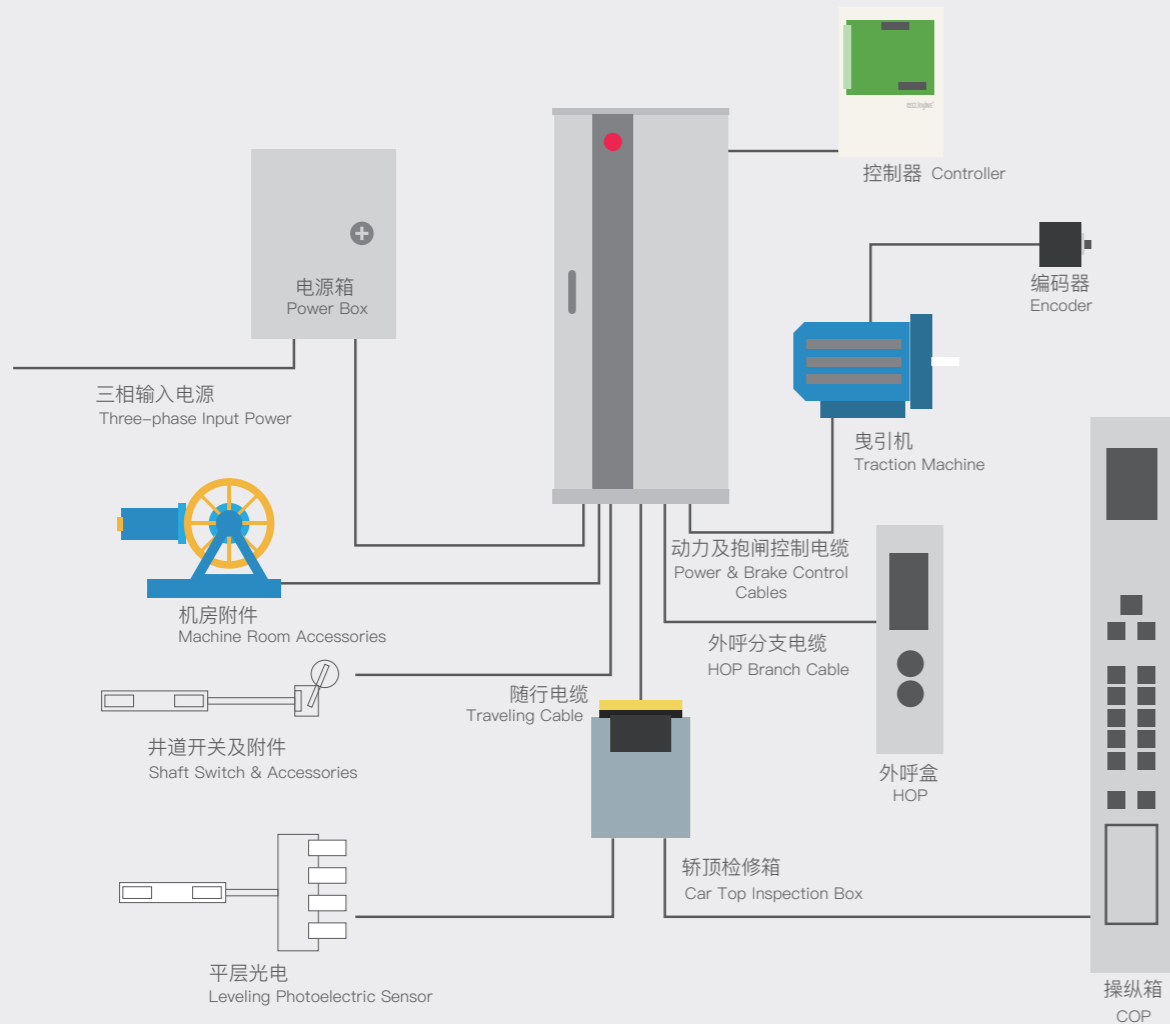
五方通话

确认线束数量，布线方式：总线制、分线制，现场布线电缆规格。  
5-ways Intercom  
Confirm the numbers of wire. Wiring arrangement: Bus System or Branch System. The specification of the wires in the site.




无线对讲

确认局数、监控值班室位置。  
Wireless Intercom  
Confirm the number of LANs, monitoring duty room location.



**轿顶板**  
Car Top Board  
确认产品型号、是否带协议。  
Confirm the model, if it's with protocol.




**指令板**  
Command Board  
确认产品型号。  
Confirm the model.



**转接板**  
Connecting Board  
确认产品型号、是否带协议。  
Confirm the model, if it's with protocol.



**安全电路板**  
Safety Circuit Board  
确认产品型号。  
Confirm the model.



**接口板**  
Interface Board  
确认产品型号。  
Confirm the model.



**刷卡器**  
Card Reader  
确认产品型号、品牌。  
Confirm the model.



**变频器**  
Inverter  
确认品牌、规格型号，电压等级。  
Confirm the brand, specification and voltage grade.




**主板**  
Main Board  
确认产品型号、是否带协议，程序版本、是否有非标。  
Confirm the model, if it's with protocol. Confirm the procedure version, if it's non-standard.



**语音报站器**  
Voice Announcer  
确认产品型号。  
Confirm the model.




**手势呼梯、感应按钮**  
Calling Elevator by Hand Gesture | Induction Buttons  
确认产品型号。  
Confirm the model.



**预制电缆**  
Prefabricated Cables  
确认使用位置、规格型号，非巨立品牌提供预制图纸。  
Confirm the using location, specification. If it's not Joylive brand, please provide prefabricated drawing.

# 电气系统



操纵箱 COP

确认材质、楼层显示、开孔尺寸等。  
Confirm material, floor display, hole-cutting size etc.



外召唤 HOP

确认材质、楼层显示、开孔尺寸等。  
Confirm material, floor display, hole-cutting size etc.



按钮 Buttons

确认型号、开孔尺寸、材质、字符、发光、电压，提供正反面照片。  
Confirm the model, hole-cutting size, material, character, background light color, voltage and photos of front and back.




显示板 Displays

确认型号、是否带协议。  
Confirm the model and whether there is a protocol.



残疾人操纵箱

确认材质、电梯层站、开孔尺寸等。  
Handicap COP  
Confirm the material, elevator floors and stops, hole-cutting size, etc.



到站灯

确认型号、是否带协议，提供照片、尺寸、电压，发光颜色。  
Arrival Light  
Confirm the model, if it's with protocol. Provide the photo, size, voltage and light color.

# 基础部件



检修开关

确认产品型号，触点数量及规格。  
Inspection Switch  
Confirm the model, numbers of contact and specifications.



急停开关

确认产品型号。  
Emergency Switch  
Confirm the model.



限速器开关

确认产品型号。  
Speed Governor Switch  
Confirm the model.



行程/限位/转换/极限/接触开关

确认产品型号。  
Limit Switch  
Confirm the model.



接触器

确认产品型号，线圈电压，辅助触点规格。  
Contactor  
Confirm the model, coil voltage, auxiliary contact specification.



相序/过热继电器

确认产品型号。  
Phase Sequence / Overheat Relay  
Confirm the model.



双稳态感应器

确认产品型号，常开/常闭。  
Bistable Sensor  
Confirm the model. NO/NC



平层感应器

确认产品型号。  
Leveling Sensor  
Confirm the model.

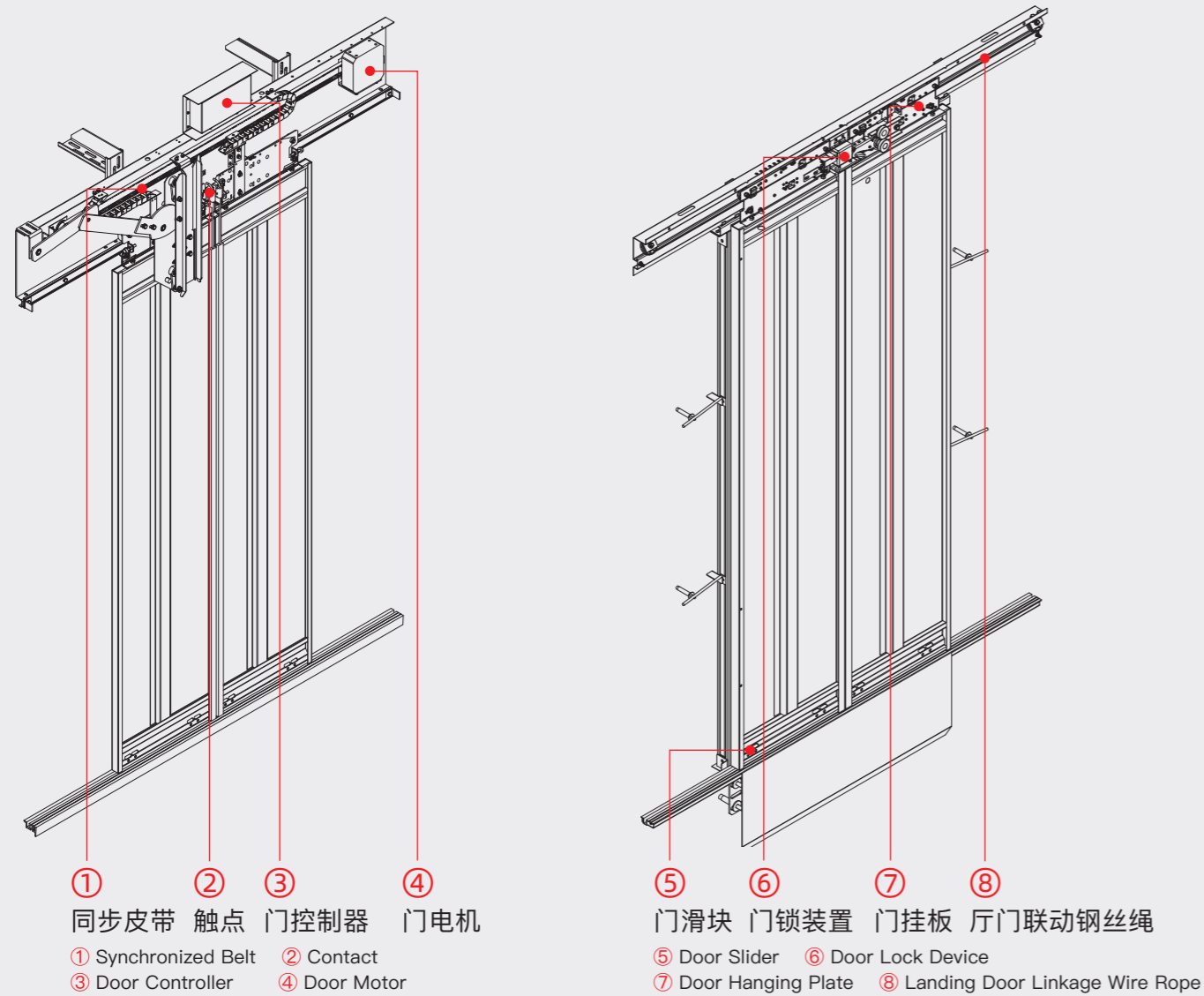


称重感应器

提供型号，接线方式：开关量、模拟量。  
Weighing Sensor  
Provide the model, connecting type: switching value or analog quantity.




门系统




门电机

确认门机型号，门电机铭牌，提供铭牌照片。  
Door Motor  
Confirm the door operator type, provide the nameplate photo of door motor.



门控制器

确认门机型号，门电机铭牌，门控制器型号，提供铭牌照片。  
Door Controller  
Confirm the door operator and door controller type, provide the nameplate photo of door motor and door controller.



层门装置

确认层门装置型号，测量开门距，提供铭牌照片。  
Landing Door Device  
Confirm the landing door device type, measure the door opening distance, provide its nameplate photo.



地坎

确认门机、层门装置型号，测量地坎宽，开门距。  
Door Sill  
Confirm the model of door operator and landing door device. Measure the door sill width and door opening distance.



门机编码器

确认门机型号，提供照片。  
Door Operator Encoder  
Confirm the model of door operator, provide the photo.



门锁

确认层门装置、门锁型号，提供铭牌照片。  
Door Lock  
Confirm the model of door lock and landing door device. Provide the door lock nameplate photo.



触点

确认层门装置、门锁型号。  
Contact  
Confirm the model of landing door device and door lock.



门滑块

确认门机型号，提供铭牌照片，门滑块照片。  
Door Slider  
Confirm the model of door operator, provide door operator nameplate photo and door slider photo.



门挂板

确认门机型号，提供门机铭牌照片，测量开门距。  
Door Hanging Plate  
Confirm the model of door operator, provide door operator nameplate photo. Measure the door opening distance.



厅门联动钢丝绳

确认钢丝绳直径、总长、连接板距离两头螺杆的距离，测量开门距。  
Landing Door Linkage Wire Rope  
Confirm the diameter and total length of wire rope, confirm the distance from the connecting plate to the two ends of the screw, measure the door opening distance.



重锤钢丝绳


确认层门装置型号，测量开门距，提供铭牌照片。  
Heavy Hammer Wire Rope  
Confirm the model of landing door device. Measure the door opening distance, provide the nameplate photo.



门机同步皮带

确认门机型号，提供门机铭牌及皮带身参数照片，测量开门距。  
Door Operator Synchronized Belt  
Confirm the model of door operator, provide door operator nameplate photo and belt parameter photo. Measure the door opening distance.

# 扶梯配件



## 扶手带

品牌厂家、规格型号、应用场景（室内/户外）、材质、颜色、主要截面尺寸测量及总长度测量。

### Handrail

Provide the brand manufacturer, specification, for indoor or outdoor used, material, color, the section dimensions and overall length.




## 梯级轮

品牌、材质、尺寸测量（外径，厚度，轴承型号）

### Step Roller

Provide the brand, material and measurements (outer diameter, thickness and bearing type)



## 梯级

品牌厂家、规格型号、材质、尺寸测量、倾斜角度

### Step

confirm brand and manufacturer, model and type, material, measurement and inclination angle.

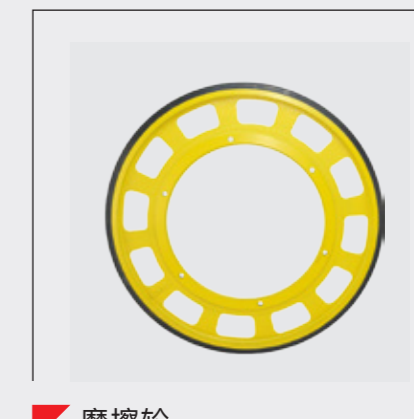


## 扶手带端部回转链

扶梯品牌、轴承型号、龙骨架材质、节数

### Handrail End Swivel Chain

Confirm escalator brand, bearing type, Dragon Skeleton Material, and sections.




## 摩擦轮

扶梯品牌、轮直径、内孔直径、轴孔内外径、厚度、安装孔数量

### Friction Wheel

Confirm the escalator brand, wheel diameter, inner hole diameter, inner and outer diameter of shaft hole, thickness, and numbers of installation hole.



## 摩擦轮压带链

扶梯品牌、尺寸测量，轮子直径及个数

### Friction Wheel Chain

Confirm the escalator brand, size measurement, wheel diameter and quantities.




## 指示灯

扶梯品牌、外形尺寸、原配件上的型号

### Indicator Light

Confirm the escalator brand, dimensions, original brand model.



## 扶梯传感器（光电开关）

扶梯品牌、查看原配件上型号标记

### Photoelectric Sensor

Confirm the escalator brand, check original model marks.




## 梳齿板

品牌、材质、尺寸测量、所在位置、正反面照片（查看背面编号）

### Comb Plate

Confirm its brand, material, dimensions, position and photo of front and back.(Check the code on back)



## 梯级边条

材质、所在位置、尺寸测量

### Step

Confirm the material, position and dimensions.